

How to Install the MyHealthPortal Mobile App


1 On your device, locate the App Store (Apple) or Google Play Store (Android).

The MHealth app is currently available on Android and Apple devices - if you are on an unsupported device, you can access your Patient Portal through a web browser.



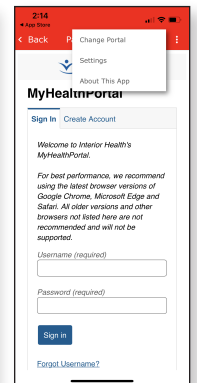
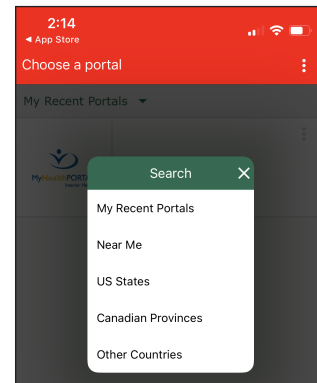

2 Search for Meditech MHealth

Install or Get the app.



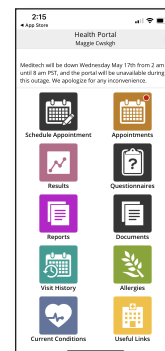
3 Once the app is installed, search for MyHealthPortal.

When you first open the application your device will ask you if you would like to allow the app to access your location. You do not need to allow unless you would like to use the functionality to find portal “near you”. You can search by Canadian Provinces if you are uncomfortable with the app getting information on your current location. Select the Interior Health MyHealthPortal.



4 Log in to your patient portal.

Once Interior Health MyHealthPortal is selected, you will be taken to the regular logon screen, enter your logon ID and password and select Log On to access your patient portal.



1-844-870-4756

Email: DHSupportDesk@interiorhealth.ca

